

WONDERWALL STUDIOS



WILLOW & WOLF

crafted locally,

INSTRUCTIONS FOR A
HAPPY AND SUCCESSFUL
INSTALLATION


rocked globally

HI THERE!

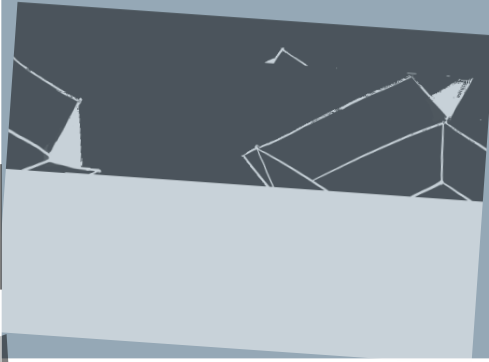
ARE YOU READY TO CREATE YOUR
WONDERWALL, MADE OF 100%
SALVAGED WOODS?

IT'S JUST AS EASY AS IT LOOKS.

JUST PUT ON SOME MUSIC
AND LET'S GET STARTED ...



FOR BEST RESULT,
UNPACK THE PANELS AND
LET THEM ACCLIMATIZE IN THEIR HAPPY
NEW HOME FOR 1 OR 2 WEEKS.



STEP 3

WHEN PLACING FIRST TILE

USE SPIRIT LEVEL OR CROSS LASER TO MAKE SURE THE FIRST ROW IS 100% STRAIGHT.




STEP 4

WHEN PLACING FIRST ROW

BE SURE TO FIT THE RIGHT PANELS.

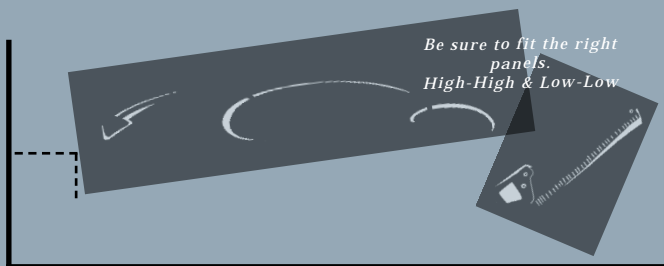
HIGH-HIGH & LOW-LOW



STEP 5

WHEN PLACING NEXT ROWS

CUT LAST PANEL OF THE ROW TO SIZE AGAIN AND USE THE REMAINING PART TO KICK OFF THE SECOND ROW.



STEP 6

AND THEN KEEP ON GOING.

UNTIL YOU HAVE REACHED THE CEILING.



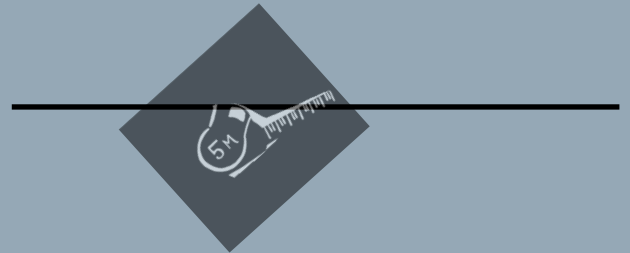
STEP 7

FIT THE LAST PANELS TO SIZE IF NEEDED.



STEP 8

FINISH YOUR LAST ROW.



STEP 9

WELL DONE!
TIME FOR A WELL DESERVED ICE COLD BEER!



STEP 10

GRAB YOUR MOBILE PHONE, CAMERA OR ANOTHER PHOTO DEVICE.

MAKE SOME PICTURES AND BE SURE TO SEND IT TO OUR MARKETING DEPARTMENT.

marketing@wonderwallstudios.com


MAYBE YOUR WONDERWALL WILL BE HIGHLIGHTED ON OUR INSTAGRAM!

@wonderwallstudios



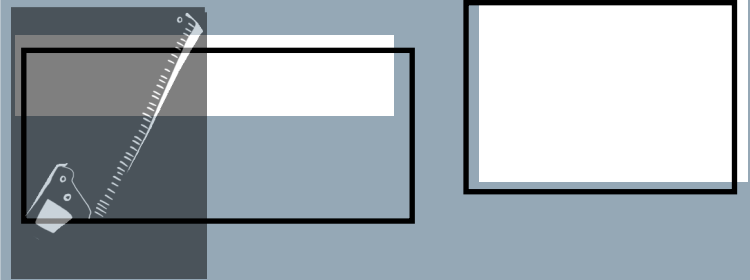
GOOD TO KNOW

HERE ARE TWO OF OUR MOST IMPORTANT INSIDE TRICS.



CORNER

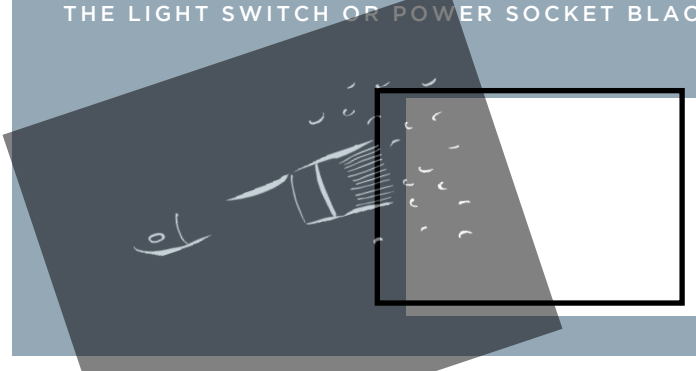
TAKE ONE PANEL AND CUT TWO 45 DEGREE ANGLES TO GO AROUND THE CORNER.



LIGHT SWITCHES & POWER SOCKETS

AS OUR PANELS ARE SOLID, YOU CAN WORK AROUND A LIGHT SWITCH OR POWER SOCKET.

MAKE SURE YOU PAINT THE WALL AROUND THE LIGHT SWITCH OR POWER SOCKET BLACK!



MORE TRICS?

FOR MORE INSIDE TIPS AND TRICS,

HELP@WONDERWALLSTUDIOS.COM

ALWAYS HAPPY TO HELP!

WONDERWALLSTUDIOS

MISSION

To create joyous panelling from salvaged woods that enriches surfaces and enhances your interior. We strive for the highest quality to produce panelling that will last a lifetime.

HOW

We scour the land for woods that can be salvaged and upcycled, giving discarded timber a second lease on life. Typically, we'll turn a weathered girder into a striking collection of unique wall tiles. It's a reincarnation of sorts.

WHY

We love wood and working with craftspeople. We love salvaging woods, breathing new life into something old, worn and weathered. We love exploration and travel. We love design and having fun with like-minded souls. That's why we do what we do the way we do it.

crafted locally, rocked globally